



**TEASER
PLATFORM**

Saudi Arabia Mutual Funds 2022 Annual Performance

22 January 2023



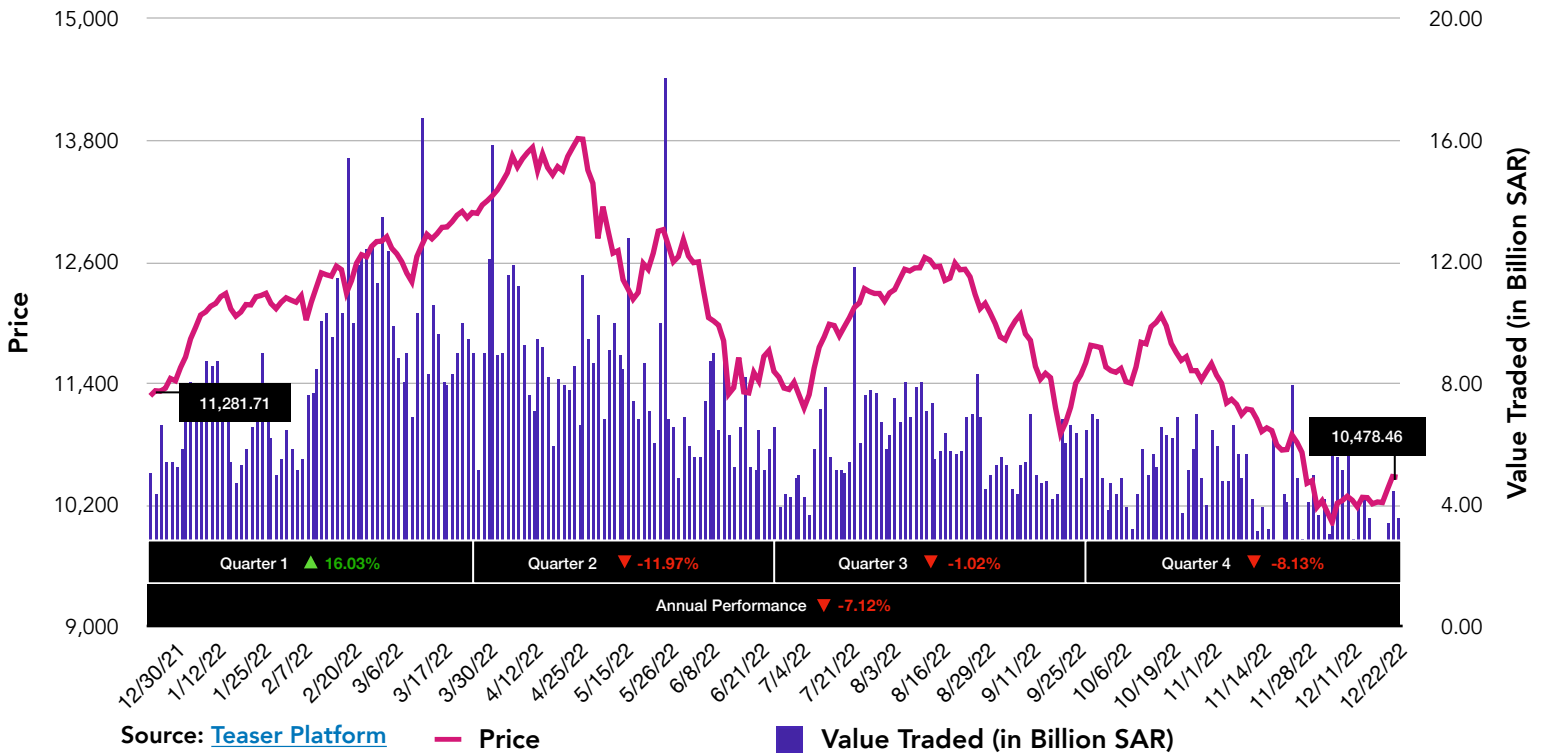
Table of Contents

Page

- 03** Saudi Arabia Stock Exchange
- 04** Saudi Arabia Market Sectors
- 05** Performance of Saudi Arabia Mutual Funds by Type
- 05** Top Equity Funds
- 05** Top Fixed Income Funds
- 06** Top Fund of Funds
- 07** Top Money Market Funds
- 08** Top Endowment Funds
- 08** Top Balanced Funds
- 09** Top Diversified Funds
- 10** Top Real Estate Funds
- 10** Top REIT Funds
- 11** Top Index Funds
- 11** Top Exchange Traded Funds (ETFs)
- 12** Asset Managers Average Return in Saudi Arabia
- 13** New Funds Issued in Saudi Arabia
- 14** Dissolved Funds in Saudi Arabia
- 14** Glossary
- 15** Mentioned Fund Managers
- 16** About Teaser Platform

Saudi Arabia Stock Exchange

Tadawul All Share Index (TASI)



The Tadawul All Share Index (TASI) witnessed a decline of -7.12% reaching 10,478.46 in 2022 after six years of significant gains. In the first quarter of 2022, the index experienced a respectable rise of 16.03%, shortly followed by a significant decline of -11.97% in the second quarter and further decline of -1.02% and -8.13% in the third and fourth quarters, respectively.

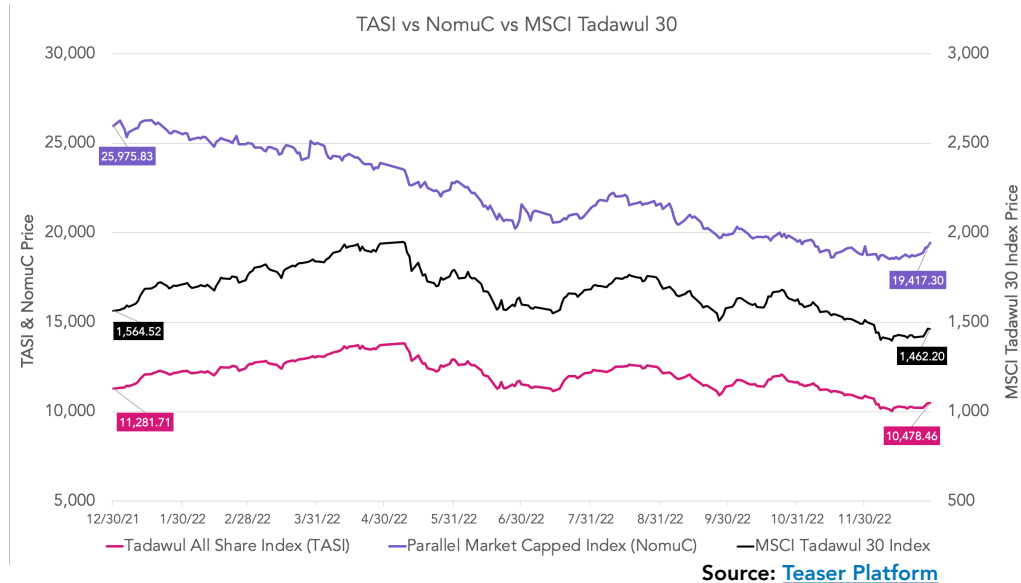
The market value of the general index (TASI) recorded 1.71 Trillion Riyals at the end of 2022, a decrease of 527.8 Billion Riyals (-23.61%) from its recorded value of 2.23 Trillion Riyals at the end of 2021.

Furthermore, the Parallel Market Index (NomuC) and the MSCI Tadawul 30 Index both fell by -25.25% and -6.54% respectively.

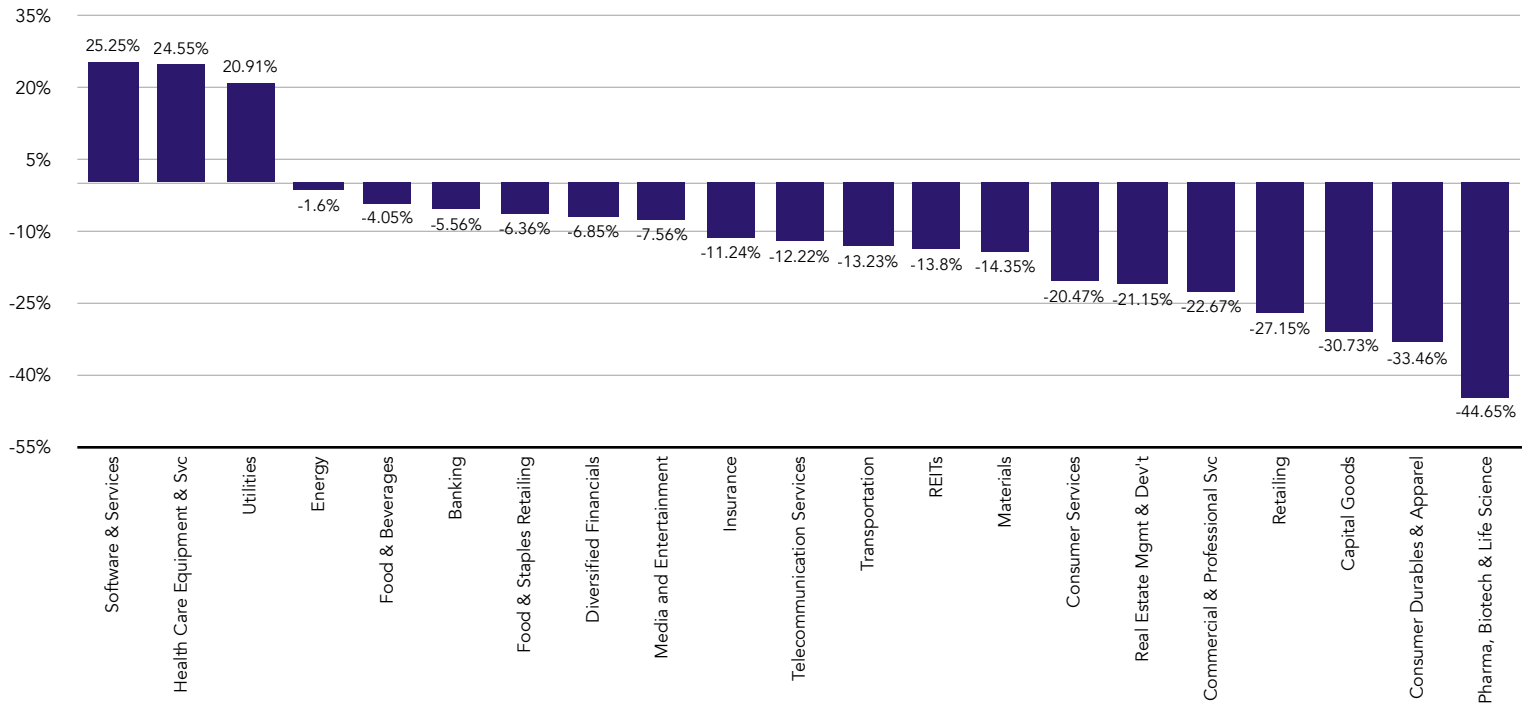
Tadawul All Share Index (TASI)		
Date	Price	Annual Return (%)
12/30/2021	11,281.71	-7.12%
12/29/2022	10,478.46	

Parallel Market Capped Index (NomuC)		
Date	Price	Annual Return (%)
12/30/2021	25,975.83	-25.25%
12/29/2022	19,417.30	

MSCI Tadawul 30 Index		
Date	Price	Annual Return (%)
12/30/2021	1,564.52	-6.54%
12/29/2022	1,462.20	



Saudi Arabia Market Sectors



Source: [Teaser Platform](#)

2021 vs 2022 Sector Performance

Saudi Sectors	2021 Annual % Change	2022 Annual % Change	2021-2022 Change in Price
Software & Services	103.34%	25.25%	7,234.53
Health Care Equipment & Svc	29.38%	24.55%	1,795.87
Utilities	28.72%	20.91%	1,240.68
Energy	2.38%	-1.60%	-88.45
Food & Beverages	-11.50%	-4.05%	-196.04
Banking	61.05%	-5.56%	-678.98
Food & Staples Retailing	-13.43%	-6.36%	-580.3
Diversified Financials	48.61%	-6.85%	-467.92
Media and Entertainment	127.60%	-7.56%	-1,758.26
Insurance	-0.57%	-11.24%	-673.1
Telecommunication Services	5.50%	-12.22%	-889.34
Transportation	8.08%	-13.23%	-692.7
REITs	7.62%	-13.80%	-636.23
Materials	27.81%	-14.35%	-1,054.07
Consumer Services	8.70%	-20.47%	-950.08
Real Estate Mgmt & Dev't	5.01%	-21.15%	-670.83
Commercial & Professional Svc	9.46%	-22.67%	-1,007.53
Retail	15.09%	-27.15%	-2,673.29
Capital Goods	15.41%	-30.73%	-2,318.96
Consumer Durables & Apparel	10.96%	-33.46%	-2,124.82
Pharma, Biotech & Life Science	0.38%	-44.65%	-2,317.95

Source: [Saudi Exchange \(Tadawul\)](#) & [Teaser Platform](#)

All market sectors experienced a decline in 2022, except for Software & Services with an increase of 25.25%, Health Care Equipment & Svc with an increase of 24.55%, and lastly Utilities with an increase of 20.91%.

Pharma, Biotech & Life Science experienced a significant decline of -44.65%, followed by Consumer Durables & Apparel with decline of -33.46%, and Capital Goods with decline of -30.73%.

The Energy sector and Food & Beverages sector recorded the least declines of -1.6% and -4.05%, respectively, followed by the Banking sector with a decline of -5.56%.

In comparison to 2021 values, the Retail sector has recorded the largest hit in regards to value, wiping out -2,673.29 in price. Second comes Capital Goods sector wiping out -2,318.96. Third comes the Pharma, Biotech & Life Science sector, the worst performing sector in terms of Annual % Change, wiped out -2,317.95 in terms of price.

Performance of Saudi Arabia Mutual Funds by Type

Top Equity Funds

(30 December 2021 - 31 December 2022)

Equity Funds									
	Name	Manager	Vintage	Annualized Standard Deviation	Max Close	Drawdown	Max. Drawdown	Annual Return (%)	AUM in Millions (USD)
1	Riyad Opportunities Fund	Riyad Capital	2021	17.45%	13.7528	-5.26%	-13.17%	27.60%	42.13
2	Alawwal Saudi Equity Fund	Al-Aawwal Capital Company	2009	2.91%	32.1648	-4.06%	-4.06%	21.48%	1.03
3	BMK Saudi Equity Fund	Bait Al Mal Al Khaleeji Company	2014	14.51%	32.5072	-10.70%	-10.87%	19.21%	4.23
4	ANB Capital IPO Fund (Shariah)	ANB Capital Company	2016	15.80%	14.2674	-7.10%	-12.45%	18.39%	24.79
5	Riyad Small And Medium Cap Fund	Riyad Capital	2009	19.35%	40.4425	-9.37%	-14.41%	16.51%	7.51
6	SICO Capital GCC Dividend Growth Fund	SICO Capital CJSC	2019	17.38%	19.1054	-13.40%	-16.38%	13.67%	2.10
7	Alinma IPO Fund	Alinma Investment Company	2015	13.55%	14.6872	-7.72%	-12.92%	12.77%	39.56
8	YAQEEN IPO Fund	Yaqeen Capital Company	2008	12.76%	4446.08	-7.40%	-11.45%	12.60%	10.22
9	Saudi Fransi GCC IPO Fund	Saudi Fransi Capital Company	2015	14.97%	14.6496	-8.67%	-10.62%	12.44%	76.28
10	KASB IPO Fund (Al-Muktateb)	KASB Capital Company	2008	0.30%	52.3019	-5.84%	-8.23%	12.08%	2.66

Source: [Teaser Platform](#)

Top Fixed Income Funds

(30 December 2021 - 31 December 2022)

Fixed Income Funds									
	Name	Manager	Vintage	Annualized Standard Deviation	Max Close	Drawdown	Max. Drawdown	Annual Return (%)	AUM in Millions (USD)
1	Riyad SAR Diversified Trade Fund	Riyad Capital	1999	0.20%	1754.84	0.00%	0.00%	2.30%	3456.54

2	Riyad USD Diversified Trade Fund	Riyad Capital	1988	0.23%	27.871	0.00%	0.00%	2.17%	209.25
3	Audi Income fund	Audi Capital Company	2019	2.60%	9.4746	-8.74%	-10.80%	-0.16%	4.40
4	Al Rajhi Sukuk Fund	Al Rajhi Capital Company	2014	1.42%	119.579	-1.08%	-2.06%	-1.00%	21.26
5	SNB Capital Corporates Sukuk Fund - Class A	SNB Capital Company	2020	1.90%	10.3107	-3.74%	-4.83%	-3.74%	5.26
6	Al Yusr Morabaha and Sukuk Fund	Alawwal Invest Company	2003	3.09%	13.1893	-5.36%	-5.94%	-3.89%	95.07
7	SNB Capital Corporates Sukuk Fund - Class B	SNB Capital Company	2020	1.91%	10.276	-4.02%	-5.06%	-4.02%	5.02
8	Alawwal Invest Sukuk Fund	Alawwal Invest Company	2012	4.49%	9.6114	-7.80%	-8.85%	-5.47%	51.90
9	SNB Capital US Dollar Sukuk Fund	SNB Capital Company	2010	4.21%	1.2395	-5.58%	-8.31%	-5.58%	12.61
10	Al Khair Capital Sukuk Plus Fund	Al Khair Capital Saudi Arabia Company	2014	3.29%	123.466	-6.12%	-9.01%	-6.12%	2.47

Source: [Teaser Platform](#)

Top Fund of Funds

(30 December 2021 - 31 December 2022)

Fund of Funds									
	Name	Manager	Vintage	Annualized Standard Deviation	Max Close	Drawdown	Max. Drawdown	Annual Return (%)	AUM in Millions (USD)
1	Alawwal Invest Multi Assets Defensive Fund	Alawwal Invest Company	2004	4.36%	18.7134	-3.80%	-4.29%	1.32%	61.32
2	Alawwal Invest Multi Assets Balanced Fund	Alawwal Invest Company	2004	7.79%	25.2894	-8.25%	-8.70%	0.69%	154.15
3	Riyad Al Mutahafedh Sharia Fund	Riyad Capital	2002	1.82%	15.8237	-0.51%	-1.82%	-0.51%	5.50
4	Riyad Al Mutahafedh Fund	Riyad Capital	2001	2.04%	16.1128	-1.28%	-2.41%	-1.28%	13.38
5	Alawwal Invest Multi Assets Growth Fund	Alawwal Invest Company	2004	11.37%	30.8266	-12.54%	-13.02%	-1.34%	45.91
6	AlJazira Asset Allocation Fund - Conservative Strategy	Aljazira Capital Company	2013	4.43%	130.683	-4.23%	-6.37%	-4.09%	36.08
7	Blom Fund of REITs Fund	BlomInvest Saudi Arabia	2018	9.22%	135.13	-14.85%	-14.99%	-6.76%	5.15

8	Albilad Fund of REIT Fund	Albilad Investment Company	2018	11.03%	12.3563	-13.07%	-13.13%	-7.34%	16.24
9	Riyad Al Mutawazen Sharia Fund	Riyad Capital	2002	6.93%	27.1919	-7.42%	-9.25%	-7.42%	5.42
10	Riyad Al Mutawazen Fund	Riyad Capital	2001	7.60%	24.9776	-8.00%	-10.58%	-8.00%	6.06

Source: [Teaser Platform](#)

Top Money Market Funds

(30 December 2021 - 31 December 2022)

Money Market Funds									
	Name	Manager	Vintage	Annualized Standard Deviation	Max Close	Drawdown	Max. Drawdown	Annual Return (%)	AUM in Millions (USD)
1	SICO Capital Money Market Fund	SICO Capital CJSC	2016	0.21%	11.7949	0.00%	0.00%	2.91%	46.12
2	Miyar Murabaha Fund	Miyar Capital Company	2022	0.10%	10.1417	0.00%	0.00%	2.89%	7.48
3	Al Khair Capital Murabaha Fund Saudi Riyal	Al Khair Capital Saudi Arabia Company	2014	0.10%	11.9616	0.00%	0.00%	2.88%	107.66
4	Alawwal Saudi Riyal Murabaha	Al-Aawwal Capital Company	2009	0.11%	12.7698	0.00%	0.00%	2.72%	21.25
5	Arbah GCC Liquidity Fund	Arbah Capital Company	2018	0.08%	11.3421	0.00%	0.00%	2.65%	22.66
6	International Trade Finance Fund - Sunbullah SAR	SNB Capital Company	1986	0.13%	119.684	0.00%	0.00%	2.48%	1111.40
7	Alpha Murabaha Fund	Alpha Capital Company	2018	0.12%	10.9277	0.00%	0.00%	2.36%	656.18
8	Albilad SAR Murabaha Fund	Albilad Investment Company	2006	0.12%	1.358	0.00%	0.00%	2.36%	226.60
9	Al Badr Murabaha Fund SAR	Saudi Fransi Capital Company	1999	0.36%	16.1624	0.00%	0.00%	2.24%	249.61
10	ANB Capital SAR Trade Fund (Shariah)	ANB Capital Company	1993	0.36%	22.3503	0.00%	0.00%	2.22%	320.43

Source: [Teaser Platform](#)

Top Endowment Funds

(30 December 2021 - 31 December 2022)

Endowment Funds									
	Name	Manager	Vintage	Annualized Standard Deviation	Max Close	Drawdown	Max. Drawdown	Annual Return (%)	AUM in Millions (USD)
1	Bir Ariyadh Waqf Fund	Alinma Investment Company	2020	13.32%	12.1755	-8.51%	-8.51%	7.98%	16.61
2	Alinma Enayah Endowment Fund	Alinma Investment Company	2019	12.81%	13.2834	-10.76%	-10.76%	6.11%	5.76
3	Alinma Roads Mosques Endowment Fund	Alinma Investment Company	2020	10.53%	13.3749	-12.69%	-12.69%	3.96%	15.66
4	Alinma Orphan Care Endowment Fund	Alinma Investment Company	2019	10.38%	12.896	-7.35%	-7.65%	3.72%	5.97
5	Alinma Wareef Endowment Fund	Alinma Investment Company	2018	11.62%	13.2535	-8.00%	-8.00%	3.69%	18.36
6	Health Awqaf Fund	Al Rajhi Capital Company	2022	-	1.003	-0.11%	-0.12%	0.35%	0.42
7	Ensan Endowment Fund	Albilad Investment Company	2019	14.76%	12.194	-12.01%	-12.01%	-2.81%	58.46
8	Nafaqah Waqf Fund	Jadwa Investment Company	2020	6.62%	11.70	-7.02%	-9.06%	-3.71%	6.31
9	SNB Capital - King Saud University Waqf Fund	SNB Capital Company	2021	6.78%	1.0167	-6.04%	-8.49%	-5.74%	2.59
10	Alkhabeer Waqf Fund 1	AlKhabeer Capital	2020	8.33%	12.11	-8.46%	-11.74%	-7.51%	1.92

Source: [Teaser Platform](#)

Top Balanced Funds

(30 December 2021 - 31 December 2022)

Balanced Funds									
	Name	Manager	Vintage	Annualized Standard Deviation	Max Close	Drawdown	Max. Drawdown	Annual Return (%)	AUM in Millions (USD)
1	Alinma Multi Assets Balanced Fund	Alinma Investment Company	2013	8.08%	19.4082	-10.32%	-11.74%	7.81%	3.54
2	Riyad Balanced Income Fund	Riyad Capital	2005	11.95%	24.75	-10.43%	-12.15%	2.84%	14.93
3	ANB Capital Balanced Fund	ANB Capital Company	2001	9.97%	24.322	-9.72%	-9.72%	2.75%	1.97

4	SNB Capital Multi Asset Income Plus Fund	SNB Capital Company	2016	1.38%	1.0269	-1.46%	-2.36%	0.97%	48.12
5	SNB Capital Multi Assets Conservative Fund	SNB Capital Company	2003	5.77%	1.7665	-4.10%	-6.71%	-0.77%	38.69
6	Al Rajhi Multi Asset Balanced Fund	Al Rajhi Capital Company	1998	4.65%	11.6061	-4.56%	-5.43%	-1.08%	40.55
7	SNB Capital Multi Assets Moderate Fund	SNB Capital Company	2003	11.70%	2.2224	-9.15%	-13.32%	-7.88%	33.12
8	SNB Capital Multi Assets Growth Fund	SNB Capital Company	2003	16.77%	2.7909	-14.75%	-19.70%	-14.67%	16.45

Source: [Teaser Platform](#)

Top Diversified Funds

(30 December 2021 - 31 December 2022)

Diversified Funds									
	Name	Manager	Vintage	Annualized Standard Deviation	Max Close	Drawdown	Max. Drawdown	Annual Return (%)	AUM in Millions (USD)
1	Itqan Murabahat and Sukuk Fund	Itqan Capital	2008	0.12%	13.4838	0.00%	-0.01%	2.99%	36.06
2	Albilad Diversified SAR Fund	Albilad Investment Company	2021	0.09%	10.2998	0.00%	0.00%	2.05%	57.13
3	Al Rajhi Monthly Distribution Fund	Al Rajhi Capital Company	2022	-	10.0574	-2.87%	-3.51%	1.90%	84.81
4	Alkhabeer Diversified Income Traded Fund (ADITF)	AlKhabeer Capital	2020	9.22%	8.99	-33.82%	-34.26%	1.86%	125.16
5	SNB Capital Diversified US Dollar Fund	SNB Capital Company	2003	0.22%	1.3818	0.00%	0.00%	1.43%	209.92
6	SNB Capital Diversified Saudi Riyal Fund	SNB Capital Company	2003	0.17%	1.4059	0.00%	0.00%	1.39%	2116.37
7	Albilad Multi Asset Balanced Fund	Albilad Investment Company	2022	0.67%	10.16	0.00%	-0.40%	0.15%	2.39
8	Al Rajhi Multi Asset Growth Fund	Al Rajhi Capital Company	1998	11.94%	16.2286	-13.81%	-15.81%	-6.61%	63.15

Source: [Teaser Platform](#)

Top Real Estate Funds

(30 December 2021 - 31 December 2022)

Real Estate Funds									
	Name	Manager	Vintage	Annualized Standard Deviation	Max Close	Drawdown	Max. Drawdown	Annual Return (%)	AUM in Millions (USD)
1	Mulkia Alajlan Riviera Fund	Mulkia Investment Company	2021	17.43%	9.4907	-1.59%	-10.35%	21.23%	14.54
2	KASB City Real Estate Fund	KASB Capital Company	2011	14.76%	9.6	0.00%	0.00%	12.55%	39.84
3	KSB Real Estate Opportunity Fund	KASB Capital Company	2012	1.02%	0.9285	0.00%	0.00%	11.77%	4.19
4	AlAhli SEDCO Residential Development Fund	SNB Capital Company	2014	3.60%	2.5148	0.00%	-1.54%	1.02%	73.41
5	SNB Capital Real Estate Fund	SNB Capital Company	2007	21.23%	12.39	0.00%	0.00%	0.99%	11.79

Source: [Teaser Platform](#)

Top REIT Funds

(30 December 2021 - 31 December 2022)

REIT Funds									
	Name	Manager	Vintage	Annualized Standard Deviation	Max Close	Drawdown	Max. Drawdown	Annual Return (%)	AUM in Millions (USD)
1	AlWaha REIT Fund	Al Wasatah Al Maliah Company	2022	-	11.82	-10.49%	-15.40%	5.80%	41.77
2	Riyad REIT Fund	Riyad Capital	2015	19.87%	12.14	-18.62%	-18.62%	4.77%	414.47
3	Taleem REIT Fund	Saudi Fransi Capital Company	2017	19.02%	14.00	-15.71%	-15.71%	1.30%	145.49
4	Bonyan REIT Fund	Saudi Fransi Capital Company	2018	11.92%	10.30	-11.07%	-11.07%	0.61%	371.90
5	Al Ahli REIT Fund 1	SNB Capital Company	2017	20.06%	12.94	-21.95%	-23.11%	0.48%	339.52
6	AL Maather REIT Fund	Osool and Bakheet Investment Company	2017	12.41%	9.81	-14.78%	-15.60%	-1.79%	131.82
7	Musharaka REIT Fund	Musharaka Capital Company	2017	10.23%	10.20	-13.24%	-16.76%	-4.74%	225.41
8	Alkhabeer REIT Fund	AlKhabeer Capital	2018	9.92%	9.06	-16.11%	-17.33%	-8.02%	316.73

9	SEDCO Capital REIT Fund	Saudi Economic and Development Holding Company	2018	14.98%	12.00	-14.00%	-20.75%	-8.08%	500.47
10	Jadwa REIT Saudi Fund	Jadwa Investment Company	2017	24.72%	16.10	-19.88%	-29.44%	-9.88%	543.17

Source: [Teaser Platform](#)

Top Index Funds

(30 December 2021 - 31 December 2022)

Index Funds									
	Name	Manager	Vintage	Annualized Standard Deviation	Max Close	Drawdown	Max. Drawdown	Annual Return (%)	AUM in Millions (USD)
1	Al Rajhi MSCI Saudi Multi Factor Index Fund	Al Rajhi Capital Company	2019	23.83%	19.8613	-26.44%	-28.92%	-5.42%	12.86

Source: [Teaser Platform](#)

Top Exchange Traded Funds (ETFs)

(30 December 2021 - 31 December 2022)

Exchange Traded Funds (ETFs)									
	Name	Manager	Vintage	Annualized Standard Deviation	Max Close	Drawdown	Max. Drawdown	Annual Return (%)	AUM in Millions (USD)
1	Alinma Saudi Government Sukuk ETF Fund - Short Maturity	Alinma Investment Company	2020	1.44%	101.71	-2.57%	-4.04%	-1.78%	330.42
2	Albilad Gold ETF	Albilad Investment Company	2020	14.16%	11.3	-12.39%	-19.56%	-1.92%	15.57
3	Alawwal Invest MSCI Tadawul 30 Saudi ETF	Alawwal Invest Company	2011	21.93%	58.6	-27.05%	-29.35%	-4.96%	3.77
4	YAQEEN Saudi Equity ETF	Yaqeen Capital Company	2010	19.96%	62	-27.42%	-30.65%	-5.80%	12.17
5	Albilad Saudi Sovereign Sukuk ETF	Albilad Investment Company	2020	6.32%	9.59	-8.24%	-11.37%	-9.29%	32.52
6	YAQEEN Petrochemical ETF	Yaqeen Capital Company	2010	26.38%	50.9	-34.18%	-39.10%	-20.67%	1.59

Source: [Teaser Platform](#)

Asset Managers Average Return in Saudi Arabia

(30 December 2021 - 31 December 2022)

Weighted Average Return of Asset Managers in Saudi Arabia based on AUM

	Manager	No. of Funds	AUM (USD) in Million (2022)	Change in AUM (%)	Weighted Average Return (%)
1	Bait Al Mal Al Khaleeji Company	3	6.94	-64.48%	14.15%
2	KASB Capital Company	6	61.49	-22.48%	9.79%
3	Tharwat for Financial Securities Company	1	0.53	5.77%	7.63%
4	Al Wasatah Al Maliah Company	1	41.77	4.42%	5.80%
5	ANB Capital Company	8	514.09	-39.90%	4.66%
6	Watani Wealth Management Company	1	5.59	86.22%	4.11%
7	Alawwal Invest Company	23	1,763.22	-22.20%	3.58%
8	Morgan Stanley Saudi Arabia	1	13.77	-21.59%	3.16%
9	Itqan Capital	2	36.84	-14.90%	2.92%
10	Ashmore Investment Saudi Arabia	3	40.99	-52.84%	2.91%
11	Miyar Capital Company	1	7.48	180.60%	2.89%
12	Alpha Capital Company	2	724.44	-58.83%	2.77%
13	Al-Aawwal Capital Company	3	25.06	-21.41%	2.73%
14	Arbah Capital Company	1	22.66	-49.28%	2.65%
15	Al Khair Capital Saudi Arabia Company	4	116.32	-80.53%	2.61%
16	Riyad Capital	22	6,416.83	-60.64%	2.58%
17	Yaqeen Capital Company	5	307.95	-63.93%	2.34%
18	SNB Capital Company	36	7,972.95	-52.85%	1.98%
19	Saudi Fransi Capital Company	12	1,252.50	-15.06%	1.98%
20	Saudi Kuwaiti Finance House	1	4.37	1.42%	1.94%
21	Alistithmar for Financial Securities and Brokerage Company	5	280.19	-18.58%	1.63%
22	BlomInvest Saudi Arabia	4	80.06	42.99%	1.20%
23	Al Rajhi Capital Company	16	3,112.75	-54.87%	0.36%
24	Aljazira Capital Company	9	795.06	-49.47%	-0.63%
25	Albilad Investment Company	11	550.05	-39.26%	-0.91%
26	Osool and Bakheet Investment Company	5	151.29	-13.69%	-2.27%

27	Kamco Investment Company KSCP	2	225.44	-4.54%	-3.54%
28	GIB Capital Company	5	77.94	107.59%	-4.43%
29	Musharaka Capital Company	3	230.55	-42.87%	-4.56%
30	Alinma Investment Company	11	1,246.82	-62.27%	-4.61%
31	AlKhabeer Capital	4	443.89	-2.54%	-5.23%
32	Jadwa Investment Company	15	1,366.49	32.08%	-5.31%
33	Audi Capital Company	2	25.18	-17.27%	-6.08%
34	Saudi Economic and Development Holding Company	1	500.47	73.89%	-8.08%
35	SICO Capital CJSC	3	161.86	-44.20%	-9.78%
36	Derayah Financial Company	3	276.22	64.21%	-13.38%
37	Mulkia Investment Company	2	188.98	2.56%	-14.39%
38	Middle East Financial Investment Company	2	141.77	-76.39%	-31.50%
39	Al Nefae Investment Group Company	1	0.21	-37.50%	-32.17%

*This includes all types of funds such as Mutual funds, REITs, ETFs, and CEFs.

Source: [Teaser Platform](#)

New Funds Issued in Saudi Arabia

(30 December 2021 - 31 December 2022)

New Funds		
Fund Name	Manager	Inception Date
Alkhabeer Growth and Income Traded Fund	AlKhabeer Capital	Apr-22
Saudi Fransi Capital Fixed Income Fund	Saudi Fransi Capital Company	Apr-22
Health Awqaf Fund	Al Rajhi Capital Company	Jun-22
Miyar Murabaha Fund	Miyar Capital Company	Jul-22
AlWaha REIT Fund	Al Wasatah Al Maliah Company	Aug-22
Alinma Hospitality REIT Fund	Alinma Investment Company	Sep-22
Al Rajhi Monthly Distribution Fund	Al Rajhi Capital Company	Sep-22
Rassanah Flexible Saudi Equity Fund	Rassanah Capital Company	Oct-22
Albilad Multi Asset Balanced Fund	Albilad Investment Company	Nov-22

Source: [Teaser Platform](#)

Dissolved Funds in Saudi Arabia

(30 December 2021 - 31 December 2022)

Dissolved Funds			
Fund Name	Manager	Inception Date	Liquidation Date
Arbah IPO Fund	Alinma Investment Company	Nov-18	Jan-22
Alinma Makkah Real Estate Fund	Alinma Investment Company	Nov-18	Jan-22
Al Rayan Residence Fund	BlomInvest Saudi Arabia	Dec-20	Mar-22
Aljazira Residential Projects Fund 2	Aljazira Capital Company	Mar-14	Apr-22
Al Mubarak Diyar Jeddah RE Fund	ANB Capital Company	Apr-11	Nov-22
Aljazira Dawawen Fund	Aljazira Capital Company	Mar-13	Dec-22

Source: [Teaser Platform](#)

Disclaimer: The information in the content is based on sources believed to be reliable, but accuracy and completeness cannot be guaranteed. Nothing in this document should be interpreted as a recommendation to buy or sell any security in the past, present, or future, or as an offer to sell or a solicitation of an offer to buy any security. This material does not purport to contain all of the information that a prospective investor might want to consider and should not be relied on as such or used in place of independent judgement.

Glossary

The report analyzes the performance of mutual funds domiciled in Saudi Arabia exclusively, irregardless of their geographical investment focus whether locally or regionally.

Max Close: The maximum fund price during the year.

Annual Return: The total gain or loss in mutual funds since the start of the year.

Assets Under Management (AUM): The latest market value of the mutual funds.

Change in AUM: The difference between the price of the fund AUM at the beginning of the year comparing to the closing of the year.

Drawdown: The drawdown is quoted as the percentage between the peak and the subsequent trough.


Maximum Drawdown: The difference between the value of the the highest peak and the lowest trough.

Annualized Standard Deviation: The standard deviation of monthly fund returns multiplied by the square root of 12.

Asset Managers Weighted Average Return: The average return of multiple funds performance based on their weighted AUM.

Mentioned Fund Managers

ALKHAIR CAPITAL



About Teaser Platform

Teaser Platform is a state-of-the-art web-based market intelligence platform that aims to empower MENA investment professionals with the necessary insights, information, and data needed to conduct informed investment decisions.

Scan QR code or click to view our videos.



[Teaser Platform Overview](#)

Youtube Video
Duration: 2:00 min



[Public Tenders Section](#)

Youtube Video
Duration: 1:53 min



[Public Equities Section](#)

Youtube Video
Duration: 1:43 min



[Investment Funds Section](#)

Youtube Video
Duration: 2:07 min



[Private Projects Section](#)

Youtube Video
Duration: 1:43 min



[Private Companies Section](#)

Youtube Video
Duration: 2:30 min



[Mergers & Acquisitions Section](#)

Youtube Video
Duration: 2:01 min

For more information visit our website teaser.co or request a Demo.

[Request Demo](#)



**TEASER
PLATFORM**

Contact Info:

Teaser Platform - Mutual Funds Unit
Telephone: +965 22461581
Website: www.teaser.co
Email: info@teaser.co